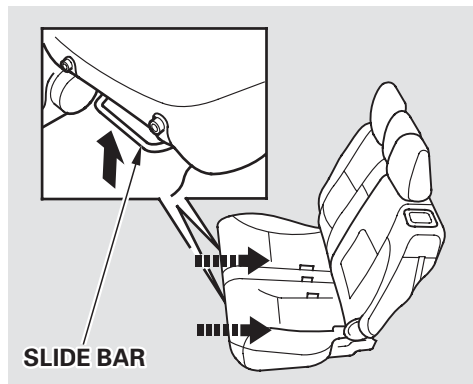
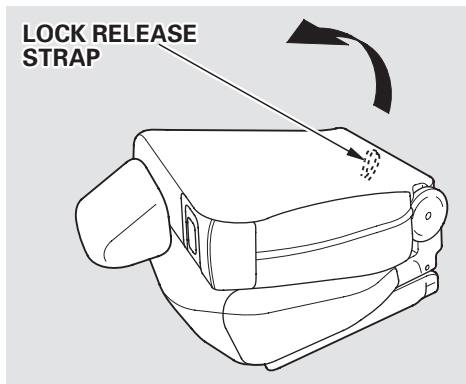


## Seats

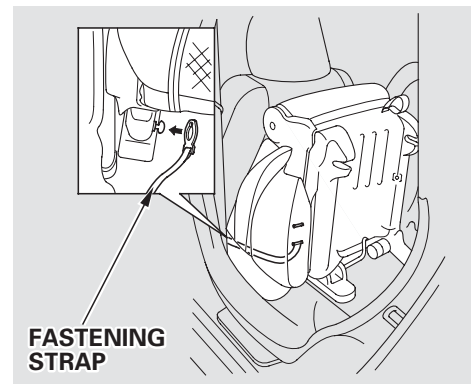


To fold up the rear seat:

1. Pull up the bar under the seat cushion and slide the rear seat backward.  
The rear seat will not fold up if it is not back as far as it will go.
2. Follow steps 1 through 4 on pages 104 and 105 for folding down the seat-back.



3. Unlock the seat from the floor by pulling the lock release strap under the seat cushion's back edge, then lift the rear of the seat. You cannot fold up the rear seat if it is not latched securely in the rearmost position.
4. Pivot the seat forward.



5. Pull out the fastening strap from the slit on the seat-back. Move the front seat forward slightly, then attach the anchor on the fastening strap to the hook on the bottom of the front seat. Adjust the front seat to the desired position.